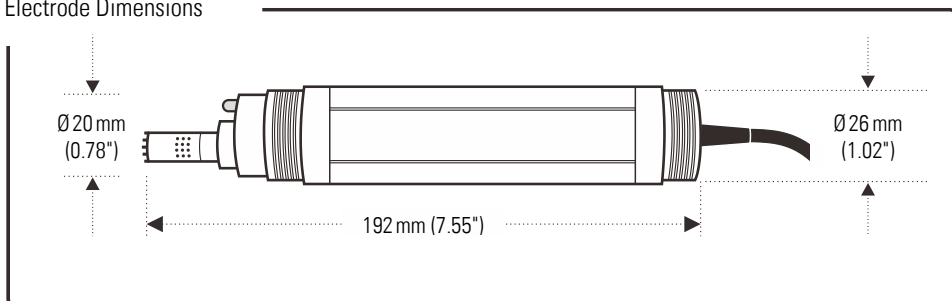


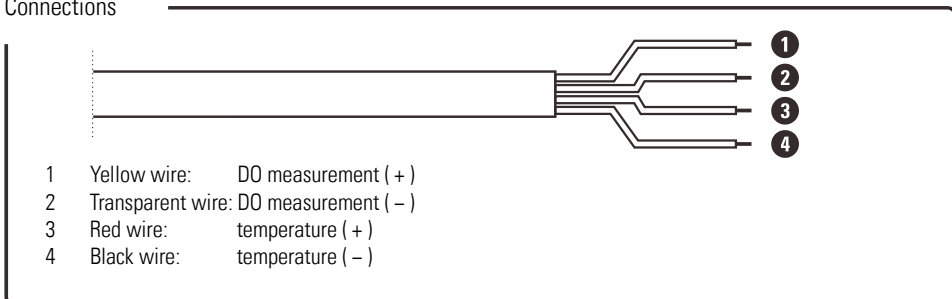
This electrode is designed for the measurements of the dissolved oxygen and temperature in water and is suitable for continuous use in process applications.

## Overview

### Electrode Dimensions



### Connections




### Specifications

Model	IE-80T
Range	0 to 20 mg/L
Temperature Sensor	NTC 10 K $\Omega$
Operating Temperature	0 to 50°C (32 to 122°F)
Maximum Process Pressure	0.6 MPa (87 PSIG)
Body Type	PPS/PC
Electrode Diameter	29.5 mm (1.16 in.), with 3/4 in. NPT thread at ends
Standard Electrode Cable Length	6 m (19.6 ft.)
Maximum Transmission Distance	30 m (98.4 ft.)

## Prior to Use

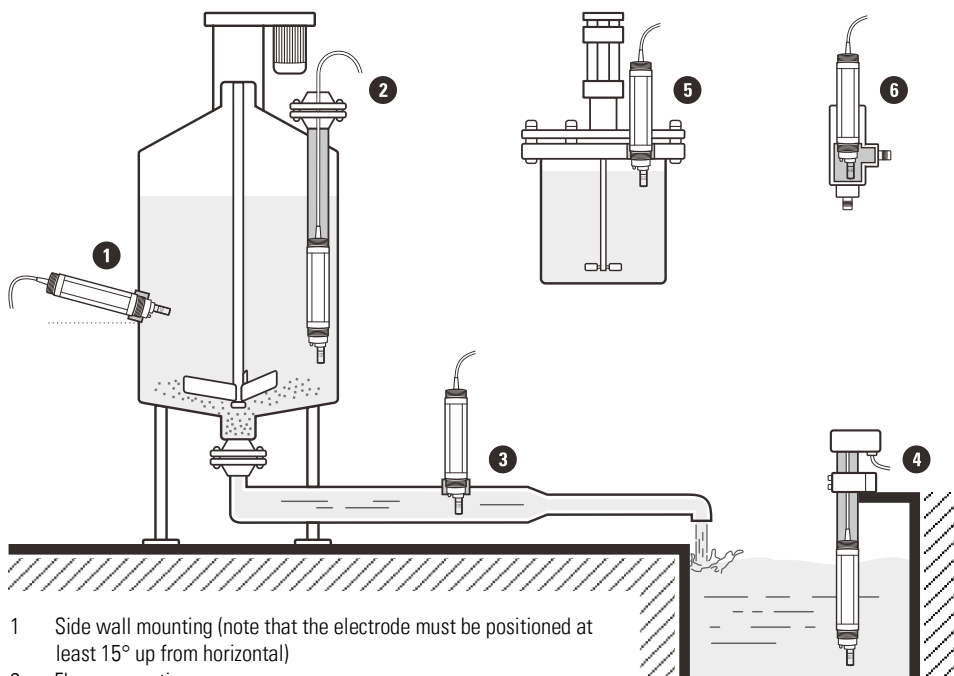
1. Unscrew the membrane cap from the bottom of the electrode, rinse the inside and outside with distilled water and blot dry.
2. Fill the membrane cap halfway with electrolyte solution.



3. Screw membrane cap back onto the electrode. Some electrolyte solution will overflow during this process.
4. Check the electrode, make sure that the cathode of electrode makes contact with membrane cap, no air bubbles are trapped in the electrolyte solution and membrane is not creased or damaged.

## Installation

### Selectable Mounting Positions



- 1 Side wall mounting (note that the electrode must be positioned at least 15° up from horizontal)
- 2 Flange mounting
- 3 Pipe mounting
- 4 Immersion mounting
- 5 Top mounting
- 6 Flow cell mounting

### Installing the Electrode


1. Wrap Teflon tape to the electrode body threads.
2. Insert the electrode into the mounting position and slowly turn clockwise until secure. Hand tighten the electrode to prevent liquid leakage.



DO NOT immerse the electrode into liquid completely, the cable is not waterproof.

### Electrode Maintenance

- DO NOT touch the dissolved oxygen membrane on the bottom of the electrode and always keep it clean and wet.
- If the electrode will not use for long periods, screw off the membrane cap, rinse the electrode anode, cathode, membrane cap with distilled water and blot dry. Install the electrode and store dry.



### Optional Accessories

Order Code	Description
DO-MEM	DO membrane cap
DO-ES	Electrolyte solution, 30 ml
DO-ZO	Zero oxygen solution, 100 ml